


Product data sheet

Specifications



mixed analog I/O module X80 - 4 inputs - 2 outputs

BMXAMM0600

Main

Range of product	Modicon X80
Product or component type	Mixed analog I/O module
Electrical connection	20 ways 1 connector
Isolation between channels	Non isolated
Input level	High level
Analogue input number	4
Analogue input type	Current 0...20 mA Current 4...20 mA Voltage +/- 10 V Voltage 0...10 V Voltage 0...5 V Voltage 1...5 V

Complementary

Analogue input resolution	12 bits 0...20 mA 12 bits 0...5 V 12 bits 1...5 V 12 bits 4...20 mA 13 bits 0...10 V 14 bits +/- 10 V
Permitted overload on inputs	+/- 30 mA 0...20 mA +/- 30 mA 4...20 mA +/- 30 V +/- 10 V +/- 30 V 0...10 V +/- 30 V 0...5 V +/- 30 V 1...5 V
Input impedance	250 Ohm
Precision of internal conversion resistor	0.1 % - 15 ppm/°C
Type of filter	First order digital filtering by firmware
Fast read cycle time	1 ms + 1 ms x number of channels used
Nominal read cycle time	5 ms for 4 channels
Measurement error	0.25 % of full scale 0...20 mA 25 °C output 0.25 % of full scale 4...20 mA 25 °C output <= 0.35 % of full scale +/- 10 V 0...60 °C input <= 0.35 % of full scale 0...10 V 0...60 °C input <= 0.35 % of full scale 0...5 V 0...60 °C input <= 0.35 % of full scale 1...5 V 0...60 °C input <= 0.5 % of full scale 0...20 mA 0...60 °C input <= 0.5 % of full scale 4...20 mA 0...60 °C input <= 0.6 % of full scale +/- 10 V 0...60 °C output <= 0.6 % of full scale 0...20 mA 0...60 °C output <= 0.6 % of full scale 4...20 mA 0...60 °C output 0.25 % of full scale +/- 10 V 25 °C output

0.25 % of full scale +/- 10 V 25 °C input
 0.25 % of full scale 0...10 V 25 °C input
 0.25 % of full scale 0...5 V 25 °C input
 0.25 % of full scale 1...5 V 25 °C input
 0.35 % of full scale 0...20 mA 25 °C input
 0.35 % of full scale 4...20 mA 25 °C

Temperature drift	100 ppm/°C +/- 10 V output 100 ppm/°C 0...20 mA output 100 ppm/°C 4...20 mA output 30 ppm/°C +/- 10 V input 30 ppm/°C 0...10 V input 30 ppm/°C 0...5 V input 30 ppm/°C 1...5 V input 50 ppm/°C 0...20 mA input 50 ppm/°C 4...20 mA input
Recalibration	Factory calibrated on outputs Internal on inputs
Minimum crosstalk attenuation	70 dB
Common mode rejection	80 dB
Isolation voltage	1400 V DC between channels and ground 1400 V DC between channels and bus 750 V DC between group of I/O channels
Output level	High level
Analogue output number	2
Analogue output type	Current: 0...20 mA Current: 4...20 mA Voltage: +/- 10 V
Analogue output resolution	11 bits, 0...20 mA 11 bits, 4...20 mA 12 bits, +/- 10 V
Conversion time	<= 2 ms
Maximum conversion value	+/- 11.25 V +/- 10 V output +/- 11.25 V +/- 10 V input 0...30 mA 0...20 mA input 0...30 mA 4...20 mA input +/- 11.25 V 0...10 V input +/- 11.25 V 0...5 V input +/- 11.25 V 1...5 V input 0...24 mA 0...20 mA output 0...24 mA 4...20 mA output
Fallback mode	Predefined Configurable
Operating altitude	0...2000 m 2000...5000 m with derating factor
Status LED	1 LED (green)RUN 1 LED per channel (green)channel diagnostic 1 LED (red)ERR 1 LED (red)I/O
Net weight	0.155 kg
Power consumption in W	2.6 W 24 V DC typical 3.2 W 24 V DC maximum 0.35 W 3.3 V DC typical 0.48 W 3.3 V DC maximum

Environment

Vibration resistance	3 gn
Shock resistance	30 gn
Ambient air temperature for storage	-40...85 °C
Ambient air temperature for operation	0...60 °C
Relative humidity	5...95 % at 55 °C without condensation
IP degree of protection	IP20
Directives	2014/35/EU - low voltage directive 2014/30/EU - electromagnetic compatibility

Product certifications	CE RCM CSA EAC Merchant Navy UL
Standards	EN/IEC 61010-2-201 EN/IEC 61131-2 UL 61010-2-201 CSA C22.2 No 61010-2-201

Packing Units

Unit Type of Package 1	PCE
Number of Units in Package 1	1
Package 1 Weight	175 g
Package 1 Height	5.5 cm
Package 1 width	11 cm
Package 1 Length	11.6 cm
Unit Type of Package 2	S02
Number of Units in Package 2	15
Package 2 Weight	2.88 kg
Package 2 Height	15 cm
Package 2 width	30 cm
Package 2 Length	40 cm

Offer Sustainability

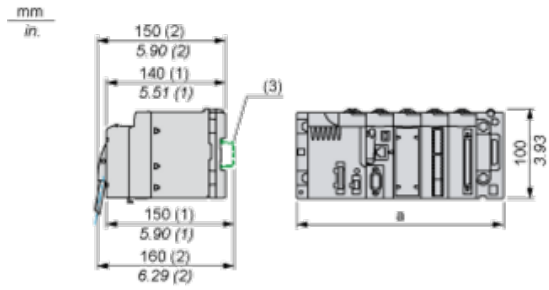
REACH Regulation	REACH Declaration
REACH free of SVHC	Yes
EU RoHS Directive	Pro-active compliance (Product out of EU RoHS legal scope) EU RoHS Declaration
Mercury free	Yes
RoHS exemption information	Yes
China RoHS Regulation	China RoHS declaration
WEEE	The product must be disposed on European Union markets following specific waste collection and never end up in rubbish bins
California proposition 65	WARNING: This product can expose you to chemicals including: Lead and lead compounds, which is known to the State of California to cause cancer and birth defects or other reproductive harm. For more information go to www.P65Warnings.ca.gov

Contractual warranty

Warranty	18 months
-----------------	-----------

Modules Mounted on Racks

Dimensions



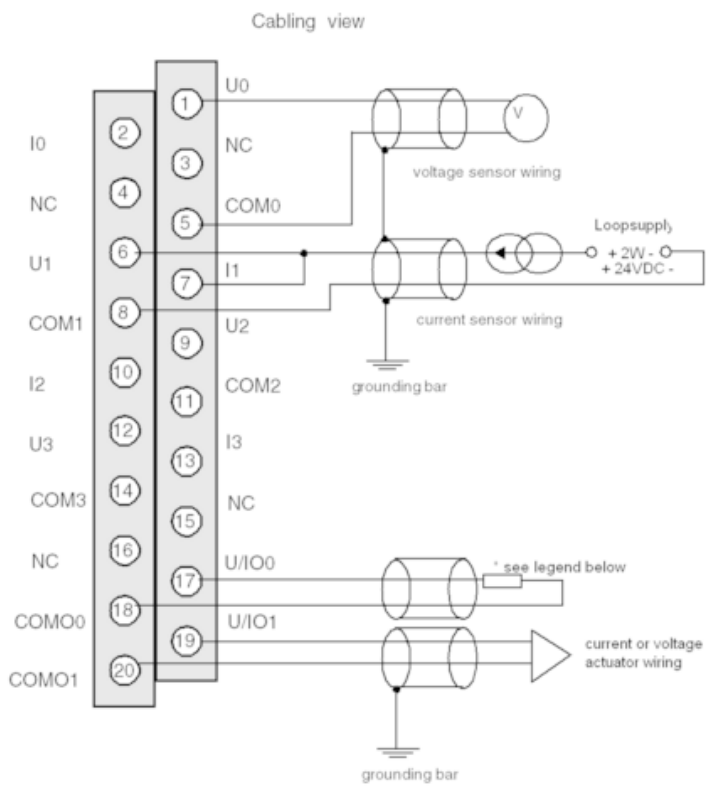
(1) With removable terminal block (cage, screw or spring).

(2) With FCN connector.

(3) On AM1 ED rail: 35 mm wide, 15 mm deep. Only possible with BMXXBP0400/0400H/0600/0600H/0800/0800H rack.

Rack references	a in mm	a in in.
BMXXBP0400 and BMXXBP0400H	242.4	09.54
BMXXBP0600 and BMXXBP0600H	307.6	12.11
BMXXBP0800 and BMXXBP0800H	372.8	14.68
BMXXBP1200 and BMXXBP1200H	503.2	19.81

Wiring Diagram



U_x + pole input for channel x

COM_x - pole input for channel x

U/IO_x + pole output for channel x

COMO_x - pole output for channel x

* The current loop is self-powered by the output and does not request any external supply.